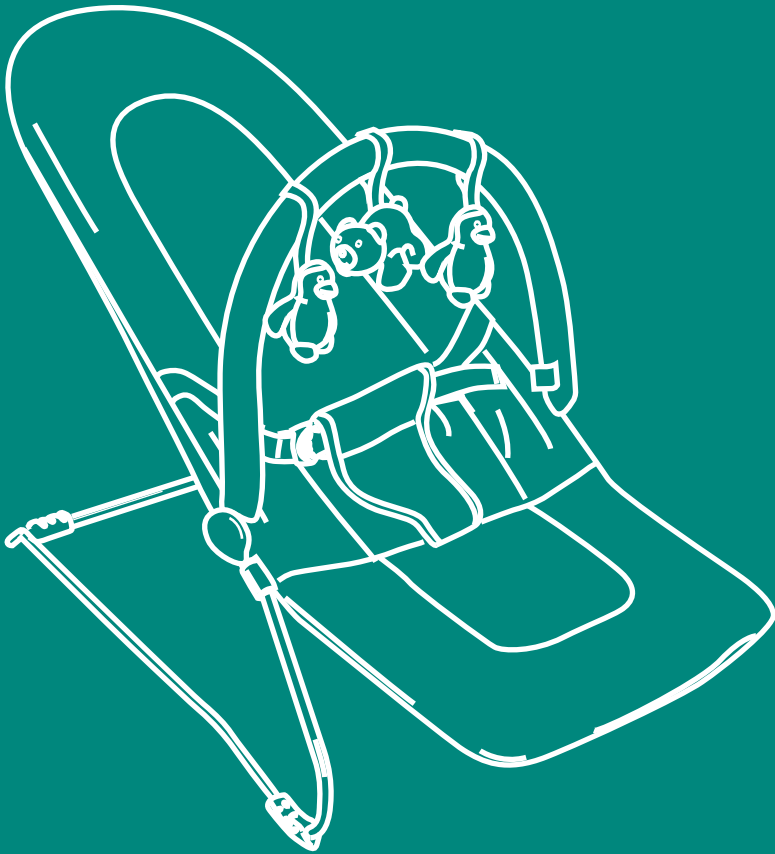


mothercare



velour
bouncing cradle

user guide

WARNING - Important
Keep for future reference

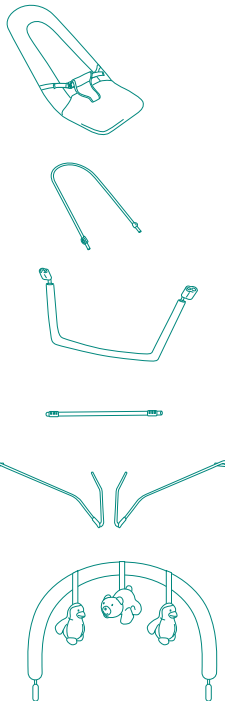
introduction

This bouncing cradle is designed for babies who cannot sit up by themselves (6 months approximately; until 9kg) and features hanging toys for your child's entertainment.

Warning! - Do not use once baby starts to sit up unaided, and never attempt to pick the cradle up by the toybar. For your child's safety the toybar will detach if such an attempt is made.

parts checklist

diagram



description

Fabric cover

Backrest tube
(inside fabric cover)

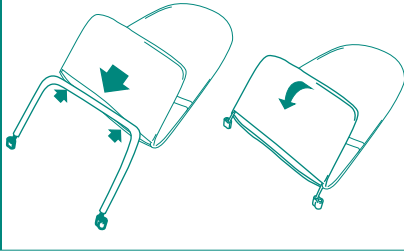
Padded footrest frame

Leg tube

2 Leg wires

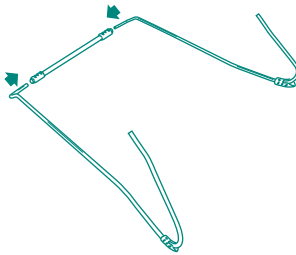
Toybar with toys

1



Slide the footrest frame inside the fabric cover as shown.

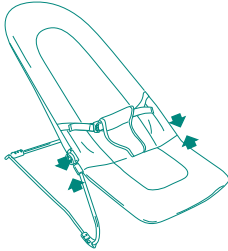
2



Locate the ends of the leg wires in the leg tubes and push firmly into place.

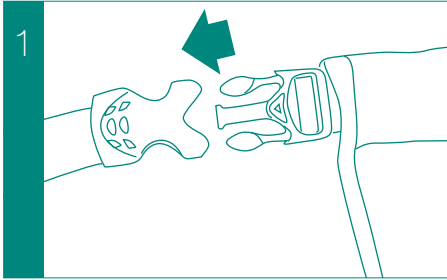
Ensure the coloured ends of the side frames are fully inside the tube and are not visible when the cradle is in use.

3

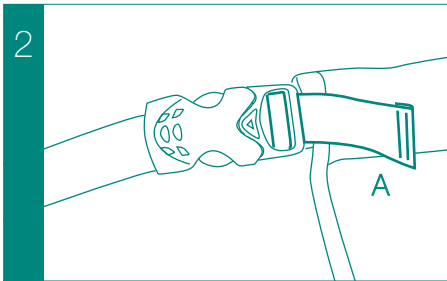


Push the ends of the leg wires through the plastic mouldings on the legrest frame.

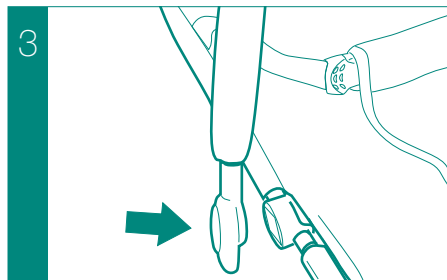
Ensure the coloured ends of the side frames are fully inside the tube and are not visible when the cradle is in use.



To secure your child in the harness, place the crotch strap between their legs and insert the harness prongs into the buckle, making sure the child's fingers are clear.



Adjust the strap adjuster (A) to get a snug fit around your child.



Locate the ends of the toybar over the sockets on the side mouldings.

Note: For your child's safety, the toybar will detach if you try to lift the cradle by the toybar.

The fabric cover can be removed for cleaning.

Follow the care instructions on the back of the cover.

Ensure that all metal parts are removed from cover before washing.

Ensure the frame is correctly re-assembled before use, by following these instructions.

Regularly check that the frame remains securely assembled and that the fabric and stitching is undamaged.

- WARNING - Never leave the child unattended in the cradle.
- WARNING - It is dangerous to put this cradle on an elevated surface, such as a worktop or bed.
- Do not use near an open fire or any other kind of heater.
- Keep children away from the cradle during set-up and when not in use.
- Never use as a child restraint in a vehicle.
- Never pick the cradle up with baby in it.
- Do not use near stairs or steps.
- Ensure the safety harness is fastened and correctly adjusted at all times.
- Regularly check for loose or damaged parts and discontinue use should parts become damaged or broken.
- Do not use once the child starts to sit up unaided.
- Never use the toybar as a carrying handle.
- Do not use replacement parts or accessories other than those approved by Mothercare as they may make the cradle unsafe.